

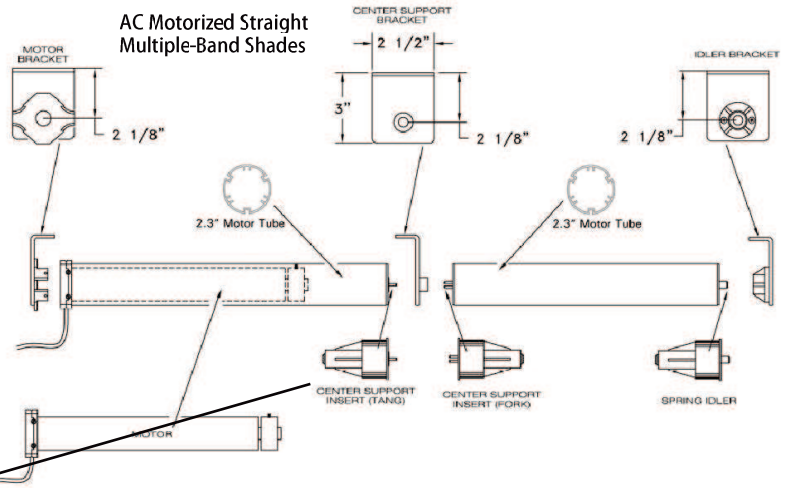
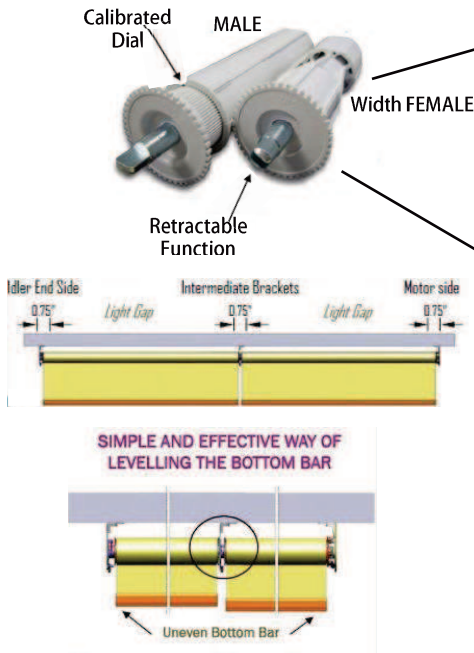
A multiple-banded shade is a set of individual shades (generally 2 to 5 fabric bands) that are connected by shade coupler brackets. These fabric bands run off of an individual motor. In other words, 1 motor can operate anywhere from 2 to 5 shade bands at one time. Shades cannot be controlled individually; each set of coupled shades will always raise and lower in unison. A multiple-banded shade application reduces the number of motors required for a given job and eliminates additional wiring expenses that might have been required for additional motors.

Straight Multiple-Banded Motorized Shades:

Indexable Coupler 12mm

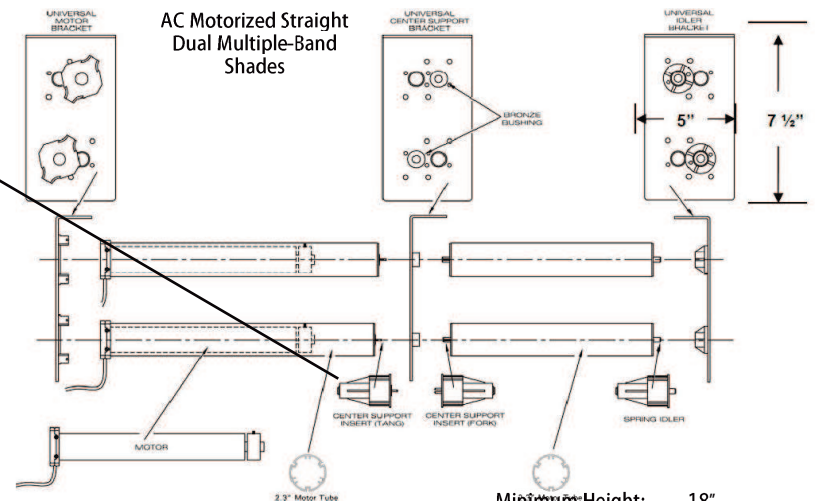
- Indexable — The height of the shades can be adjusted by pulling the outer sleeve of one side of the coupler which has teeth every 1/8" and makes sure that shades look level.
- Male Coupler — Calibrated dial as a guide — Maintains equal light gap throughout the shade.
- Female Coupler — Retractable function for easy installation
- Spring Loaded & Retractable
- Brackets are adjustable on the height
- Long & Stable
- No friction as the shaft rolls on ball bearings
- A minimal 3/4" light gap between fabric panels

Indexable Coupler



Minimum Width: 36"
Maximum Width: 350" Total Combined

Minimum Height: 18"
Maximum Height: 190"



Minimum Width: 36"
Maximum Width: 160" Total Combined Width

Minimum Height: 18"
Maximum Height: 192"

Corner Multiple-Banded Motorized Shades:

Corner Coupler Brackets are Adjustable from 5° to 90°
As little as 1-1/2" light gap between 2 shades

